




You cannot begin a new analysis using this workbook after June 01, 205


Valuation Method	Use? 1=Yes, 0=No	Parcel Number	Sale Date	Sale Price	Imprvmnts Value
Vacant	0	000-04-13-252-002-00	12/1/2021	\$15,000	
Vacant	0	000-03-18-100-002-27	11/5/2021	\$18,000	
Vacant	1	000-03-18-100-002-14	8/5/2021	\$45,000	
Vacant	1	000-04-29-426-001-03	7/22/2022	\$64,000	
Vacant	1	000-03-18-100-002-15	8/27/2021	\$45,000	
Vacant	1	000-04-20-126-002-11	3/15/2022	\$195,000	
Vacant	1	000-01-05-301-002-06	4/12/2022	\$60,000	
Vacant	0	000-03-18-100-002-24	8/20/2021	\$10,000	
Vacant	1	000-01-22-151-001-06	8/1/2022	\$57,000	
Vacant	1	000-02-08-326-001-03	3/10/2022	\$29,000	
Vacant	1	000-04-10-351-001-04	9/23/2022	\$120,000	
Vacant	1	000-03-36-301-009-00	6/21/2021	\$50,000	
Vacant	1	000-03-20-226-002-00	4/2/2021	\$49,900	
Vacant	1	000-03-33-226-002-04	8/11/2022	\$75,000	
Vacant	1	000-03-16-451-001-04	9/8/2022	\$30,000	
Vacant	0	000-03-15-351-001-06	12/27/2021	\$16,500	
Vacant	0	000-03-18-100-002-22	1/21/2022	\$19,000	
Vacant	1	000-04-19-201-001-02	6/2/2022	\$24,000	
Vacant	1	000-03-18-201-002-05	8/27/2021	\$25,000	
Vacant	1	000-02-30-451-001-06	11/5/2021	\$48,015	
Vacant	1	000-02-36-451-003-00	9/29/2021	\$37,000	
Vacant	1	000-03-18-100-002-21	1/21/2022	\$25,000	
Vacant	1	000-03-21-101-003-02	7/19/2021	\$25,000	
Vacant	1	000-03-35-200-001-07	6/22/2021	\$20,000	
Vacant	1	000-04-29-351-003-07	8/26/2021	\$21,200	
Vacant	1	000-03-28-152-001-00	6/2/2022	\$25,000	


Vacant	0	000-03-17-352-005-02	2/27/2023	\$299,900
Vacant	0	000-03-06-300-001-09	5/6/2022	\$210,000















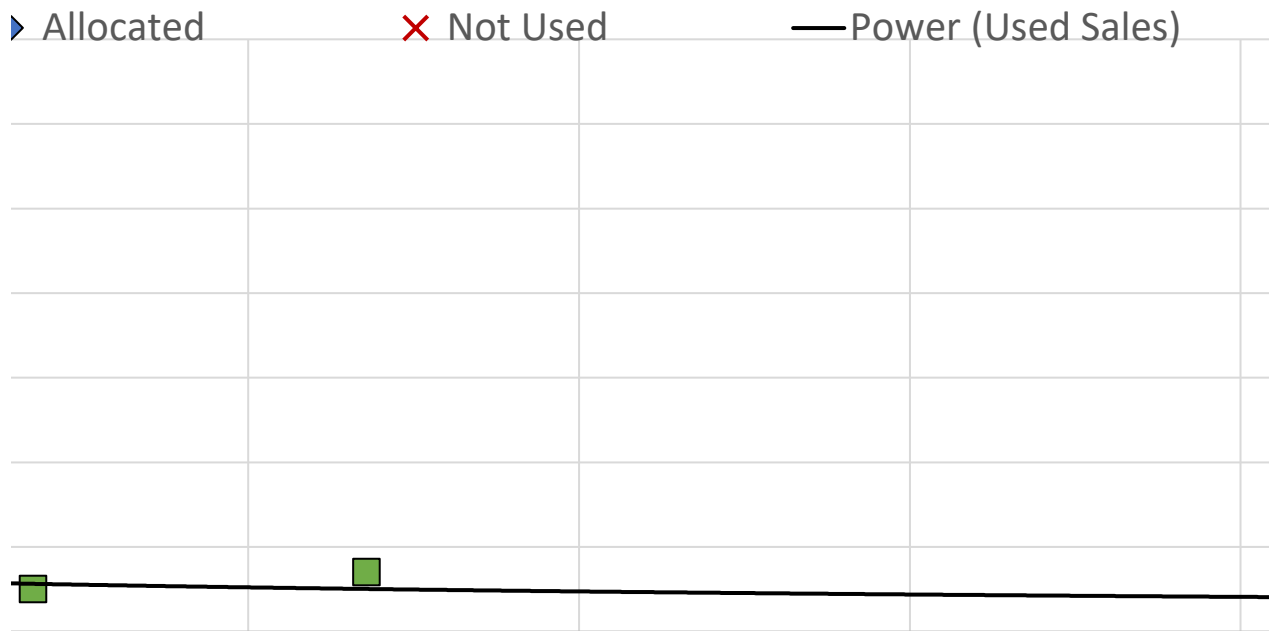












	800,000	1,000,000	1,200,000	1,400,000			
10. Your conclusions and completed work will still be visible in this workbook on the other tabs. Please c							
Land	Indicated	Resid	Resid	Unadjust	Unadjust	Months To	Time
Residual	LB Ratio	Acre	Sq Ft	\$ / acre	\$ / Sq Ft	Mid-Point	Adjust
\$15,000	N/A	12.010	523,156	\$1,249	\$0.03	4	0.00%
\$18,000	N/A	4.970	216,493	\$3,622	\$0.08	5	0.00%
\$45,000	N/A	11.960	520,978	\$3,763	\$0.09	8	0.00%
\$64,000	N/A	15.380	669,953	\$4,161	\$0.10	-4	0.00%
\$45,000	N/A	10.140	441,698	\$4,438	\$0.10	7	0.00%
\$195,000	N/A	36.930	1,608,671	\$5,280	\$0.12	1	0.00%
\$60,000	N/A	11.130	484,823	\$5,391	\$0.12	0	0.00%
\$10,000	N/A	1.990	86,684	\$5,025	\$0.12	7	0.00%
\$57,000	N/A	10.070	438,649	\$5,660	\$0.13	-4	0.00%
\$29,000	N/A	5.010	218,236	\$5,788	\$0.13	1	0.00%
\$120,000	N/A	20.010	871,636	\$5,997	\$0.14	-6	0.00%
\$50,000	N/A	8.500	370,260	\$5,882	\$0.14	9	0.00%
\$49,900	N/A	7.600	331,056	\$6,566	\$0.15	12	0.00%
\$75,000	N/A	10.910	475,240	\$6,874	\$0.16	-4	0.00%
\$30,000	N/A	4.000	174,240	\$7,500	\$0.17	-5	0.00%
\$16,500	N/A	2.070	90,169	\$7,971	\$0.18	3	0.00%
\$19,000	N/A	2.440	106,286	\$7,787	\$0.18	2	0.00%
\$24,000	N/A	2.880	125,453	\$8,333	\$0.19	-2	0.00%
\$25,000	N/A	3.100	135,036	\$8,065	\$0.19	7	0.00%
\$48,015	N/A	5.000	217,800	\$9,603	\$0.22	5	0.00%
\$37,000	N/A	3.900	169,884	\$9,487	\$0.22	6	0.00%
\$25,000	N/A	2.430	105,851	\$10,288	\$0.24	2	0.00%
\$25,000	N/A	2.000	87,120	\$12,500	\$0.29	8	0.00%
\$20,000	N/A	1.570	68,389	\$12,739	\$0.29	9	0.00%
\$21,200	N/A	1.160	50,530	\$18,276	\$0.42	7	0.00%
\$25,000	N/A	1.000	43,560	\$25,000	\$0.57	-2	0.00%

\$299,900	N/A	7.830	341,075	\$38,301	\$0.88	-11	0.00%
\$210,000	N/A	3.690	160,736	\$56,911	\$1.31	-1	0.00%

Age Group	Number of People (in millions)
15-19	~1,650,000

obtain the latest version at: [This Link](#)

Adjusted Sale Price	Adjust \$ Per Acre	Adjust \$ Per Sq Ft	Adjust \$ Per Front Ft	Exclusion Comment
\$15,000	\$1,249	\$0.03	N/A	
\$18,000	\$3,622	\$0.08	N/A	
\$45,000	\$3,763	\$0.09	N/A	
\$64,000	\$4,161	\$0.10	N/A	
\$45,000	\$4,438	\$0.10	N/A	
\$195,000	\$5,280	\$0.12	N/A	
\$60,000	\$5,391	\$0.12	N/A	
\$10,000	\$5,025	\$0.12	N/A	
\$57,000	\$5,660	\$0.13	N/A	
\$29,000	\$5,788	\$0.13	N/A	
\$120,000	\$5,997	\$0.14	N/A	
\$50,000	\$5,882	\$0.14	N/A	
\$49,900	\$6,566	\$0.15	N/A	
\$75,000	\$6,874	\$0.16	N/A	
\$30,000	\$7,500	\$0.17	N/A	
\$16,500	\$7,971	\$0.18	N/A	
\$19,000	\$7,787	\$0.18	N/A	
\$24,000	\$8,333	\$0.19	N/A	
\$25,000	\$8,065	\$0.19	N/A	
\$48,015	\$9,603	\$0.22	N/A	
\$37,000	\$9,487	\$0.22	N/A	
\$25,000	\$10,288	\$0.24	N/A	
\$25,000	\$12,500	\$0.29	N/A	
\$20,000	\$12,739	\$0.29	N/A	
\$21,200	\$18,276	\$0.42	N/A	
\$25,000	\$25,000	\$0.57	N/A	

\$299,900	\$38,301	\$0.88	N/A
\$210,000	\$56,911	\$1.31	N/A

